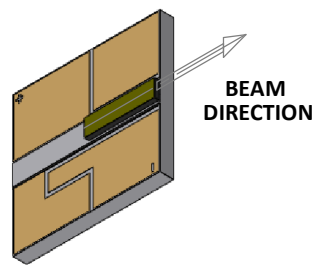
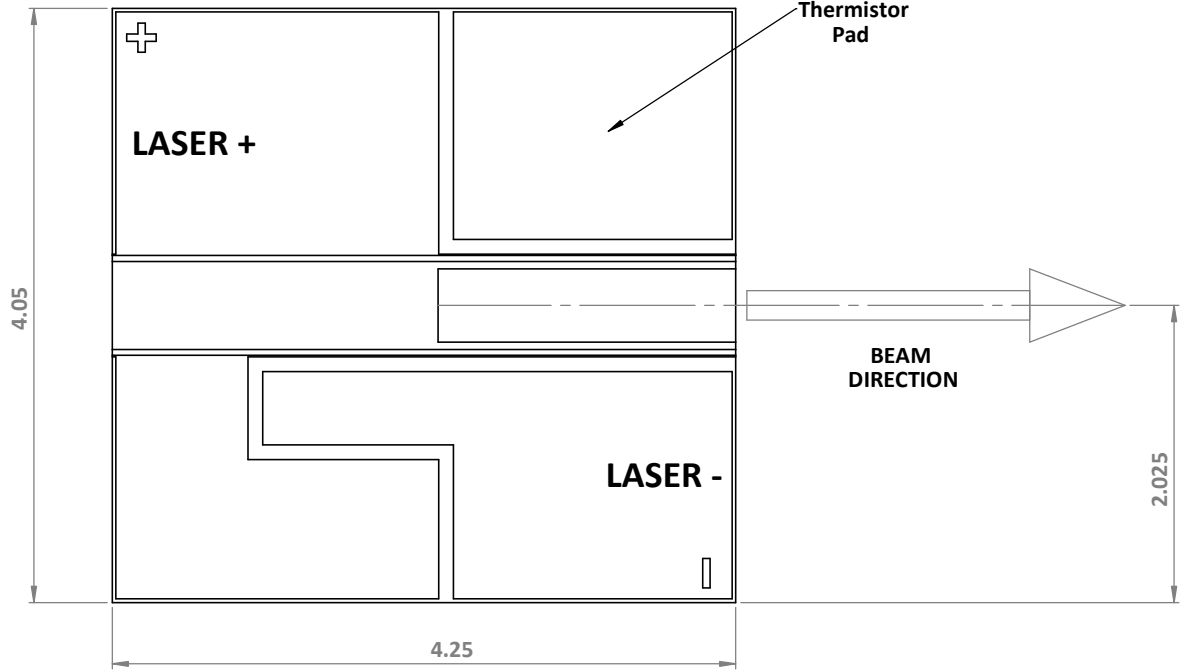
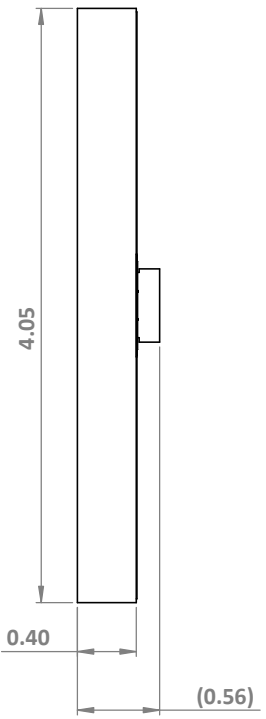


REVISION			
REV.	DESCRIPTION	DATE	APPROVED
01	INITIAL RELEASE	07/14/2016	BP
A	ECO #	07/27/2016	BP



- NOTE:**
1. Reference Chip Size. 2.03mm X 0.5mm
 2. Maximum processing temperature 250°C

PROPRIETARY AND CONFIDENTIAL
 THE INFORMATION CONTAINED IN THIS DRAWING IS THE SOLE PROPERTY OF SHEAUMANN LASER, INC. ANY REPRODUCTION IN PART OR AS A WHOLE WITHOUT THE WRITTEN PERMISSION OF SHEAUMANN LASER, INC. IS PROHIBITED.

DIMENSIONS mm [in]	NAME	DATE
UNLESS OTHERWISE SPECIFIED TOLERANCES ARE:	DRAWN	BP 7/14/2016
ANGULAR: ± 30 MINUTES	CHECKED	
X ± .25 [.010]	ENG APPR.	~
X.X ± .13 [.005]	MFG APPR.	~
X.XX ± .05 [.002]	QA.	~
X.XXX ± .025 [.001]		
INTERPRET GEOMETRIC TOLERANCING PER: ASME Y14.5M-1994	THIRD ANGLE PROJECTION	
MATERIAL		
FINISH (UNLESS OTHERWISE SPECIFIED)		
DO NOT SCALE DRAWING		

SHEAUMANN

TITLE: **C4 MOUNT, TYP**

SIZE	DWG. NO.	REV
B	RDW 840034	A

SCALE: 20:1 SHEET 1 OF 1